

MAJOR EQUIPMENT

Engine	Petrol		
	1.0L DUALJET		
Drive system	2WD		
Transmission	5MT		
Number of doors	5		
Seating capacity	5		
Grade	GA	GLX	
CHASSIS			
Tyres and wheels	145/80R13 + steel wheels with full wheel cover	S	S
Spare tyre and wheel	145/80R13 + steel wheel	S	S
EXTERIOR			
Bumper	Body coloured	-	S
Front grille	Black	S	S
Outside door handles	Black	S	-
	Body coloured	-	S
VISIBILITY			
Headlamps	Halogen multireflector	S	S
Wipers	Front: 2-speed + washer + intermittent	S	S
Outside door mirrors	Black	S	-
	Body coloured	-	S
	Manual adjust	S	-
	Internally adjustable	-	S
Day/night rearview mirror	Manual dimming	S	S
STEERING AND INSTRUMENT PANEL			
3-spoke steering wheel	Urethane	S	S
	With audio controls	-	S
Power steering		S	S
Information display	Segment display	S	S
	Digital clock	-	S
	Fuel consumption gauge (instantaneous/average)	-	S
Light-off reminder	Alarm	-	S
Key reminder	Alarm	-	S
Driver's seatbelt reminder	Lamp & alarm	S	S
Passenger's seatbelt reminder	Lamp & alarm	S	S
DRIVING AMENITIES			
Electric windows	Front	-	S
Central door locking		-	S
Remote-control door locks	With hazard lamp answer back function	-	S
Air conditioner	Manual	S	S
Heater		S	S
Audio	Antenna	S	S
	Speaker X 2	S	S
	1 DIN pocket + 1 DIN garnish	S	S
	7-inch display audio + Bluetooth®**	-	0 ¹

Engine	Petrol		
	1.0L DUALJET		
Drive system	2WD		
Transmission	5MT		
Number of doors	5		
Seating capacity	5		
Grade	GA	GLX	
INTERIOR			
Cabin lights	Front cabin light (3-position)	S	S
	Driver's side	S	S
Sun visors	Passenger's side	S	S
	Rear X 2	-	S
Assist grips	Passenger's side	S	S
	Rear X 2	-	S
Cup holder	Front X 2	S	S
Bottle holder	Front X 2	S	S
USB socket		-	0 ¹
12V accessory socket		S	S
Remote fuel lid opener lever		S	S
Storage pockets	Front door	S	S
SEATS			
Front seats	Head restraints (Integrated type)	S	S
	Bench seat	S	S
Rear seats	Head restraints x 2 (Separate type)	S	S
Seat upholstery material	PVC + Fabric	S	S
LUGGAGE AREA			
Luggage shelf		-	S
SAFETY AND SECURITY			
ABS		S	S
ESP®**		S	S
Parking sensors	Rear	S	S
Daytime running lights		S	S
SRS front airbags	Driver's side	S	S
	Passenger's side	S	S
Seatbelts	Front: 3-point ELR seatbelts with pretensioner	S	S
	Rear: 3-point ELR seatbelts x 2 + 2-point seatbelt	S	S
ISOFIX lower anchorages	x2	S	S
ISOFIX top tether anchorages	x2	S	S
Childproof rear door locks		S	S
High-mount stop lamp		S	S
Immobiliser		S	S

S: Standard - : Not Available 0¹ : Set option
 Specifications and equipment are subject to change without prior notice.
 *Bluetooth is a registered trademark of Bluetooth SIG, Inc.
 **ESP® is a registered trademark of Mercedes-Benz Group AG.
 The ESP® is designed to help keep the car under control. However, its effectiveness depends on driving conditions and the state of the road surface. If the tyres exceed their grip limit and the wheels start to spin or skid, it may not be fully effective.



ALTO

Major Specifications and Equipment

Standard and optional equipment available may vary for individual markets. Please enquire at your dealers, as specifications and illustrations may refer to models not available in your region. SUZUKI MOTOR CORPORATION reserves the right to change, without notice, prices, colours, materials, equipment, specifications and models, and also to discontinue models.

All photographs in this leaflet were taken with relevant permission. Images of the vehicles without number plates on public roads are composite photos.



SUZUKI MOTOR CORPORATION

300 Takatsuka-cho, Minami-ku, Hamamatsu-shi, Shizuoka 432-8611 JAPAN
www.globalsuzuki.com

ALTO SPEC AND EQUIPMENT SHEET (G)
 99999-BB004-001 2306

LINEUP

GLX



The display audio is optional for GLX.

GA



BODY COLOURS



Speedy Blue Metallic



Sizzling Red Metallic



White



Silky Silver Metallic



Granite Grey Metallic




Midnight Black Pearl

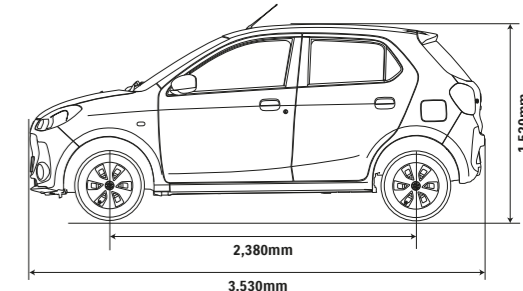
MAJOR SPECIFICATIONS

Engine	Petrol	
Drive system	1.0L DUALJET	
Number of doors	2WD	
	5	
DIMENSIONS		
Overall length	mm	3,530
Overall width	mm	1,490
Overall height	mm	1,520
Wheelbase	mm	2,380
Tread	Front	mm
	Rear	mm
		1,320
Minimum turning radius	m	4.5
CAPACITIES		
Seating capacity	persons	5
Luggage capacity*	litres	214
Fuel tank capacity	litres	27
ENGINE		
Type	K10C	
Number of cylinders	3	
Number of valves	12	
Piston displacement	cm ³	998
Bore x stroke	mm	73.0 x 79.5
Compression ratio	11.5±0.3	
Maximum output	kW/rpm	49/5,500
Maximum torque	N·m/rpm	89/3,500
Fuel distribution	Multipoint injection	
TRANSMISSION		
Type	5MT	
Gear ratio	1 st	3.545
	2 nd	1.864
	3 rd	1.240
	4 th	0.906
	5 th	0.697
	Reverse	3.273
Final gear ratio	4.294	
CHASSIS		
Brakes	Front	Ventilated Disc
	Rear	Drum
Suspension	Front	Mac Pherson Strut
	Rear	Torsion Beam
Tyres	145/80R13	
WEIGHTS		
Kerb weight (min./with full option)	kg	733
Gross vehicle weight	kg	1,150

This specification is tentative and subject to change without prior notice.
*Manufacturer data
Specifications may vary for individual markets.



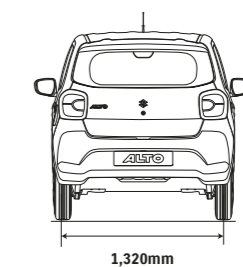
1,315mm



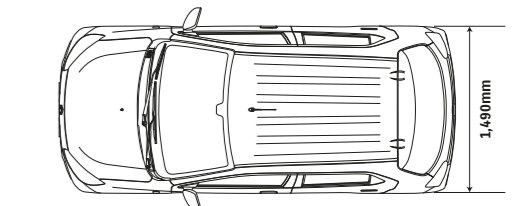
2,380mm

1,520mm

3,530mm



1,320mm



1,490mm